


DOORS and WINDOWS

Strength Durability Reliability

QBSA License Number 1140747

Finlayson's
envirowood





Envirowood is a range of doors and windows made from Australian plantation timber - *Araucaria Cunninghamii*.

Araucaria is Australia's most traditional joinery specie, used extensively for windows and doors since first settlement. Finlayson's and the complete Envirowood range carry full Chain of Custody (CoC) certification.

"Having a CoC system guarantees that Envirowood originates from sustainably managed forests."

What's more it's not an imported rainforest specie which is what most joinery manufacturers use today - it's 100% Australian made!



Timber doors and windows to match every design brief.

What is Envirowood?

Envirowood is a range of doors and windows made from Australian plantation araucaria timber - Australia's most traditional joinery and building specie. This premium timber has a higher density and hardness rating than most imported species used for joinery manufacture and has a straight, even grain providing an excellent finish whether painted, stained or clear finished.



What is Envirowood Plus?


Envirowood Plus joinery is the ultimate in engineered and pre-primed solid timber windows and doors. Solid clear araucaria timber components are edge-glue laminated together (much the same as laminated beams) using the latest radio frequency drying technology delivering even better stability, strength and straightness. The process is finished off by pre-priming in our professional spray booth saving on site painting costs and protecting joinery during the construction period.



What is EnviroHardwood?

EnviroHardwood is a range of doors and windows made from Chain of Custody certified Australian eucalypt hardwoods.

Components are edge glue laminated together delivering the best in strength, stability, straightness and of course appearance. A better alternative to the imported hardwood species used by many of our competitors.





We've perfected the timber selection and construction process.

Technical Information

| | |
|--------------------|---|
| Product: | Envirowood, |
| Species: | Plantation Araucaria Cunninghamii |
| Durability: | Externally durable H3 light organic solvent preservative (LOSP) |
| Grain: | Straight |
| Texture: | Very Fine |
| Density: | 560KG/M3 |
| Guarantee: | Fungal attack or rot 25 years Manufacture or materials 6 years |

Envirowood delivers.

Durability.

Gain assurance from our industry leading 25-year guarantee against fungal decay and termites and 6 years against faulty workmanship.

Strength.

Envirowood is constructed using traditional wedged mortise and tenon construction used by traditional craftsman for centuries. Quite simply, Envirowood is built to last a lifetime.

Stability.

Araucaria is proven as one of the best softwoods in the World, a key reason for this being the superior stability of the timber.

Hardness.

Araucaria is not a pine and belongs to the genus araucariaceae. Compared to most imported species used for joinery manufacture, including Western Red Cedar and Surian cedars, araucaria has a higher density and hardness rating.

Finish.

Araucaria with it's straight, even grain provides a far superior stain or paint finish, with no furriness and minimal colour variation.

Energy Efficiency.

Envirowood comes standard with Viridian Low e glass offering energy efficiency and extreme comfort for all living conditions. All glazing is in accordance with the Australian Glazing Standard AS1288.

Environmental Excellence.

Envirowood is made from Australian plantation timber and carries full Chain of Custody (CoC) Certification under the Australian Forestry Standard (AFS).

The AFS has mutual recognition by the Programme for the Endorsement of Forest Certification Scheme (PEFC).

PEFC is the World's largest forest certification organisation.

Sourced from 100% sustainable,
environmentally managed plantation forests.

Guaranteed to last.

With our own sawmills and manufacturing plants Finlayson's have been perfecting the selection and construction methods of Envirowood for over 100 years.

Many of Brisbane's century old doors and windows came from our factory and their proven performance is testament to the strength, durability and stability Envirowood delivers resisting our harsh Australian weather conditions.

The Envirowood 25 year product guarantee is unmatched and complemented by:

Conformance.

Envirowood is 3rd party audited and tested in a NATA approved testing facility to ensure conformance to AS2047 requirements - passing strict water and wind load standards.

Certification.

For your safety and comfort all Envirowood joinery is certified to the Australian Glazing Standard AS1288. Plus Envirowood carries full Australian Forestry Standard Chain of Custody Certification.

Confidence.

All timber used to produce Envirowood, Envirowood Plus and EnviroHardwood is sourced from AFS certified forests with full chain of custody certification.







Making the right choice with
Finlayson's supply and install.

Choosing The easy way.

Confused by choice? Finlayson's simplifies your window and door selection process.

Featuring displays of windows and doors the Green Room is an opportunity to visualize how Envirowood windows and doors will look in your own project.

The Green Room also has an extensive range of flooring and decking. The chance to see products "in-situ" is complemented by the decades of building knowledge and expertise our floor staff provide.


The Green Room is a one-stop decision-making shop.



Finlayson's supply and install

Having Envirowood Joinery supplied and installed by Finlayson's is the easy answer when you need the job done on time and within budget.

Finlayson Installations is the install division of Finlayson's working under QBSA Number 1140747. We make it easy to get your job done on time and on budget by offering the complete supply and install solution on your envirowood project.



Solutions for every design.

Our team has the knowledge to help you decide which product will best suit your project considering budget, design and the practicalities of installation.




DOORS

Entrance Units


Turn an ordinary entrance way into a grand statement.



Red Cedar stained Envirowood.




E1 – Colonial Mediterranean
3000 x 2100




E2 – Mediterranean
3000 x 2100




E3 – Mediterranean Panel
3000 x 2100




E4 – Victorian Arch
3000 x 1800




E5 – Georgian
2500 x 2100



E6 – Federation
2500 x 1800




E7 – Gothic Panel
2500 x 2100




E8 – Victorian Panel
2500 x 1800



E9 – Classic Panel
2500 x 2100




E10 – Victorian Glazed
2500 x 1800




E11 – Victorian Workers
2500 x 1800

Entrance Doors


First impressions count.



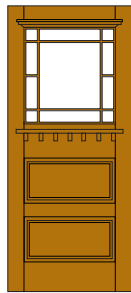
FD1




FD2



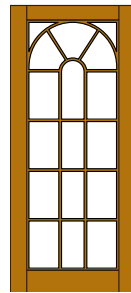
FD3




FD4




FD5




FD6




FD7




FD8



FD9




FD10




FD11




FD12




FD13




FD14



FD15




FD16




FD17




FD18




FD19




FD20




FD21




FD22




FD23




FD24




FD25



FD26



FD27



FD28




Most Common Sizes - Entrance Doors

| | |
|----------------|-------------------------|
| Doors Only | 2040 x 820 2040 x 870 |
| Hung in Frames | 2110 x 885 2110 x 935 |


While Envirowood is stocked in some standard sizes, custom manufacture to customer requirements is our speciality.

Entrance Doors


First impressions count.




FD27




FD28




FD29



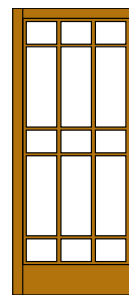
FD30




FD31




FD32




FD33




FD34




FD35




FD36




FD37




FD38




FD39




FD40




FD41




FD42




FD43




FD44




FD45



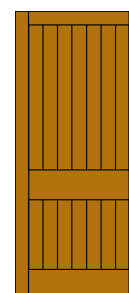
FD46



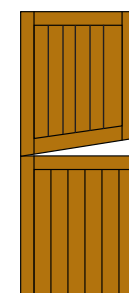
FD49




FD50



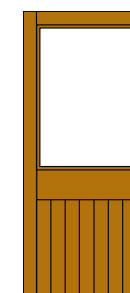
FD51




FD52



FD53




FD54




FD55

French Light Doors


Ambience and style.




FL1




FL2




FL3




FL4




FL5




FL6




FL8




FL9




FL10




FL11



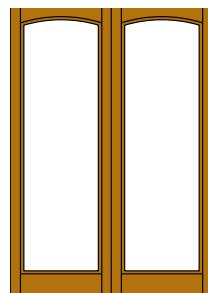
FL12




FL13




FL15




FL18




FL19




FL21



FL22




FL24




FL27

French Panel Doors


Ambience and style.




FP1




FP2




FP3




FP4




FP6




FP8




FP9



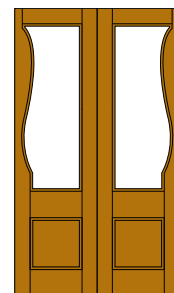
FP10




FP13




FP14




FP15




FP16




FP17




FP18




FP21



FP22



FP23



FP27

Most Common Sizes - French Light and French Panel Doors

Doors only (pairs) 2040 x 1132 | 2040 x 1332 | 2040 x 1632


Hung in frames 2100 x 1200 | 2100 x 1400 | 2100 x 1700

While Envirowood is stocked in some standard sizes, custom manufacture to customer requirements is our speciality.




Internal Doors

Reveal your inner charm.



FD47



FD48

Most Common Sizes

2040 x 620 | 2040 x 720 | 2040 x 770

2040 x 820 | 2040 x 870

While Envirowood is stocked in some standard sizes, custom manufacture to customer requirements is our speciality.



Did you know?

Did you know?

Araucaria has been used in construction since the first settlement and is the only successful Australian native timber to be grown in large scale commercial plantations.

Did you know?

Finlayson's deliver Australia wide.

Did you know?

Envirowood provides 6 star comfort, beauty...and energy efficiency.

Did you know?

Finlayson's are the market leaders in replacing imported rainforest timbers which are still commonly used for much joinery manufacture in Australia with traditional Australian plantation timbers.

Did you know?

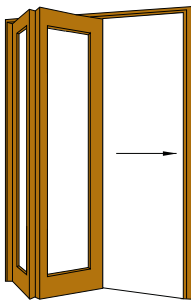
Your piece of mind is assured with Finlayson's joinery as we are accredited members of the Australian Window Association.

Did you know?

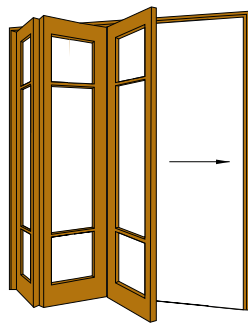
Prior to manufacture customers receive a full set of shop drawings to ensure there are no surprises when joinery arrives on site.

Bi-Fold Doors

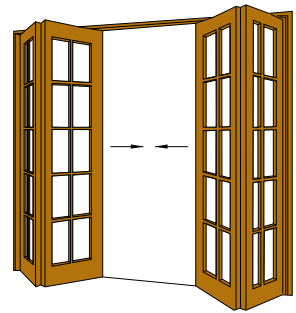
Let the outdoors in.



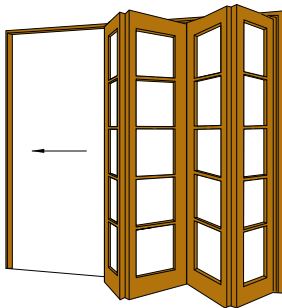
2 Folding - 2 right or 2 left "V"
2155 x 1320 | 1520 | 1720



3 Folding - all one way
2155 x 1930 | 2230 | 2530



4 Folding - 2 each way
2155 x 2370 | 2570 | 2970



4 Folding - all one way "W"
2155 x 2537 | 2937 | 3337

Also Available

4 Folding - 3 one way, 1 service leaf. Sizes 2155 x 2550 | 2950 | 3350

5 Folding - All one way. Sizes 2155 x 3145 | 3645 | 4145

"We use the Centor E2 bifold system because not only is it extensively weather tested, but also laboratory tested to ensure years of trouble free operation."

While Envirowood is stocked in some standard sizes, custom manufacture to customer requirements is our speciality.




Louvre Doors

Capture the breeze.

Fixed, open air blade louvres are perfect for cupboard, pantry and wardrobe applications.

It's a 31 x 6 louvre blade size.



Most Common Sizes

Min 760 x 410 Max 2400 x 870 Fixed 31 x 6 Timber Louvre Blade

Storm Shutters

Installing Safety.

Whether you desire the European look or simply security for your windows. Fixed blade storm shutters are sure to add character to your home.



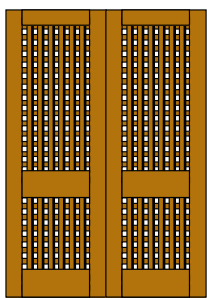
Most Common Sizes

Min 760 x 410 Max 2400 x 870
Fixed 75 x 16 Timber Louvre Blade

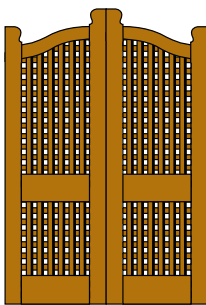
While Envirowood is stocked in some standard sizes, custom manufacture to customer requirements is our speciality.

Verandah Lattice

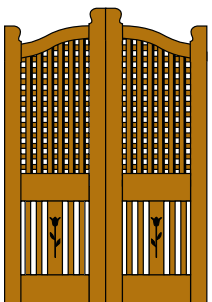
Secure your entrance.



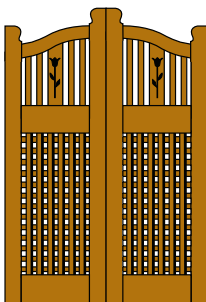
V1



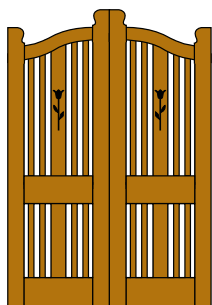
V2



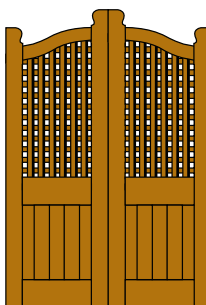
V3



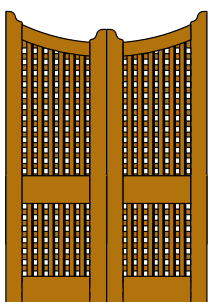
V4




V5



V6



V7



V8

Most Common Sizes

| | |
|---------------|--------------------------------------|
| Pair of doors | 2040 x 1226 2040 x 1426 |
| | 2040 x 1600 2040 x 1800 |
| Single door | 2040 x 820 2040 x 870 2040 x 970 |

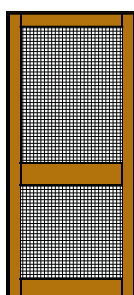
While Envirowood is stocked in some standard sizes, custom manufacture to customer requirements is our speciality.



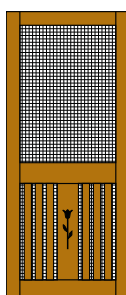
Flyscreen Doors

All shapes and sizes - just like insects.


Flyscreen doors and screens can be manufactured to suit almost any joinery application to ensure insect free peace of mind.




FS1
2040 x 820



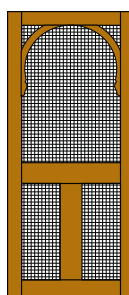
FS2
2040 x 820




FS3
2040 x 820




FS4
2040 x 820



FS5
2040 x 820



FS6
1200 x 900

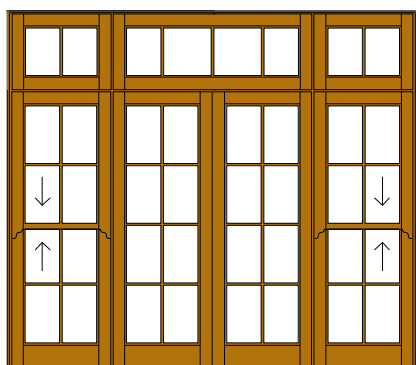


FS6
1500 x 900

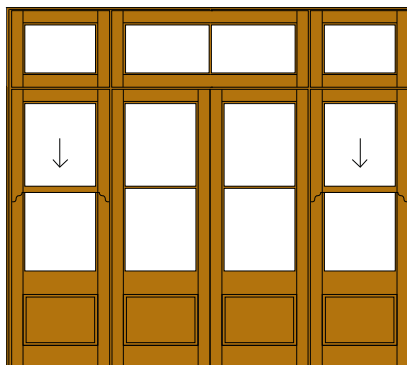
Combination Units

Maximizing versatility.


Seen something you love in a house or magazine? Let us know and we can custom make any combination of units to get the look you're after!



C1 - 2500 x 2400



C2 - 2500 x 2400

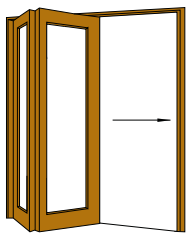


C3 - 2100 x 2400


WINDOWS

Bi-Fold Windows

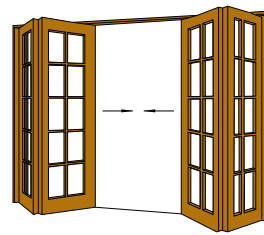
Improve access.



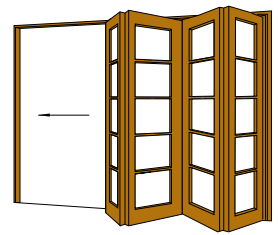
2 Folding - 2 right or 2 left "V"
900, 1200, 1500 x 970



3 Folding - all one way
900, 1200, 1500 x 1420



4 Folding - 2 each way
900, 1200, 1500 x 1870

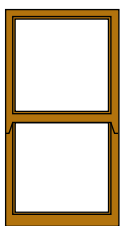


4 Folding - all one way "W"
900, 1200, 1500 x 1870




Double Hung


Timeless character.




DH1




DH2H



DH2V



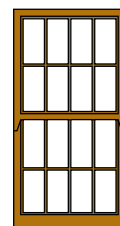
DH3V



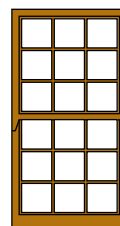
DH4




DH6




DH8




DH9



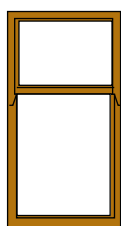
DH12




DH13




DH14




DH15



DH16



DH21



DH22

Most Common Sizes

900 x 600 | 1200 x 600 | 1500 x 600 | 1800 x 600 | 2100 x 600

900 x 750 | 1200 x 750 | 1500 x 750 | 1800 x 750 | 2100 x 750


900 x 900 | 1200 x 900 | 1500 x 900 | 1800 x 900 | 2100 x 900

All our sashes are hung on a easy to maintain jambliner system which enables effortless sash removal for ease of cleaning
While Envirowood is stocked in some standard sizes, custom manufacture to customer requirements is our speciality.




Casement Windows


Combining functionality and good looks.




CA1




CA2




CA3




CA4




CA5




CA6




CA8




CA9




CA13




CA21




CA22




CA23




CA26




CA27




CA28



CA29



CA30



CA31


Most Common Sizes

Min: 900 x 525 Max: 1500 x 525 (1 – 4 sashes)

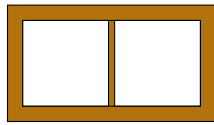
While Envirowood is stocked in some standard sizes, custom manufacture to customer requirements is our speciality.

Awning Windows

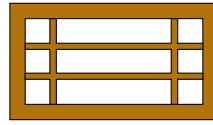
Ventilation and weather protection.



AH1



AH2



AH21

Louvre Windows

Cool the natural way.



Altair Louvre Windows are designed for harsh environments. Manufactured from non-corrosive materials, they seal tightly and are cyclone rated to keep rain and draughts out.

Finlayson's manufacture the complete Altair Louvre Window package with either timber or glass blade options.

Altair Louvre Windows can be made to almost any size you like as long as it meets the relevant Building Code requirements.

Each Altair Louvre Window order is custom made, allowing the widest choice of customising options so please talk to our joinery consultants to find out more!

While Envirowood is stocked in some standard sizes, custom manufacture to customer requirements is our speciality.



Big enough to deliver,
small enough to care.

Product Guarantee

Finlayson's offer an industry leading Product Guarantee for Envirowood Joinery.

- 6 years against defects arising from faulty workmanship or materials.
- 10 year structural guarantee against fungal decay (rot), termite attack and insect borers - product replacement and labour costs.
- 25 year structural guarantee against fungal decay (rot), termite attack and insect borers - product replacement.

Conditions, Exclusions and Limitations of Guarantee

- Envirowood Joinery Installation and Maintenance Instructions must be followed. (Please see next page)
- Envirowood must be used in a manner consistent with the Building Codes of Australia.
- Envirowood must have a paint or stain system maintained for the life of the product. All faces and all edges must be maintained to ensure optimum serviceability, appearance and dimensional stability.
- Where Envirowood products are cut, notched, drilled or rebated on site, the exposed area must be resealed with a suitable resealing product such as Tanalised Enseal Clear or Tanalised Ecoseal to ensure that an integral treatment envelope is maintained.
- The Light Organic Solvent Preservative (LOSP) used in Envirowood is manufactured by Arch Wood Protection to protect from fungal decay, termite attack and insect borers. The guarantee applies for any correctly treated, installed and maintained Envirowood products which become structurally unserviceable due to the action of termites or decay.
- Guarantee does not cover deterioration or damage to Envirowood due to any other cause apart from fungal decay, termites or insect borers. Other issues not covered by guarantee may include weathering, corrosion, bleaching, mould and surface stains, checking, mechanical wear and tear, physical breakage etc.
- Guarantee is not in effect outside of Australia.
- Proof of purchase is required.





We specialise in the installation of premium quality timber windows and doors.

Making a selection

At Finlayson's we're committed to providing you with products that meet your exacting requirements and time frames.

Glazing Options.

Envirowood, Envirowood Plus and EnviroHardwood are supplied standard with Viridian low e glass which improves both the U value and the solar heat gain co-efficient (SHGC) properties for your home.

There are many glazing options available to suit different circumstances, all of which are readily available and can be discussed with our Envirowood consultants.

Mistake Free Joinery.

On acceptance of an Envirowood quotation we forward a detailed set of shop drawings of each and every joinery unit to be produced for your order.

We ask you to check this carefully and sign each page as being correct or with any changes. This ensures no hidden surprises when your joinery arrives on site!

Envirowood Lead Times.

On receipt of your signed shop drawings we are able to confirm a lead time. This is generally approximately four weeks but we will endeavour to fit in with your building schedule.

Painting or Staining Options.

The application and regular maintenance of coatings is essential for the life of the product and will in fact void warranty if not followed. Please refer to Technical Data Sheet #2 "Finishes for Exterior Timber" located on our website for more information.

Caring for Envirowood Joinery.

A comprehensive installation and maintenance instruction sheet is provided at time of quoting and affixed to each Envirowood unit.





Finishing right - Installation, care and maintenance instructions.

To get the very best performance from Envirowood and ensure your guarantee is valid, procedures for storage, handling and installation must be followed.

Many of the procedures relate to controlling the interaction of wood with water. Changing wood moisture content can lead to changes in shape and increased risk of fungal attack.

- All joinery must be sealed with an oil based primer or equivalent approved sealant within 48 hours of delivery but preferably as soon as it reaches site. For a nominal cost Envirowood can be supplied factory pre-primed. This provides temporary protection from weather and contamination during transport, site storage and construction. The priming of the putty is the purchasers responsibility and must be done as soon as a putty “skin” appears.
- The top, underside and edges of joinery should be sealed with 2 coats as this is where the end grain is located which gains/loses the most amount of moisture.
- Store joinery away from direct sunlight and out of the weather at all times. High humidity, pooled water and unusually hot locations should be avoided. Wetting or drying can cause distortion of joinery.
- All joinery should be stored flat on a minimum of 3 gluts and away from moisture.
- Joinery should be fitted to the relevant Australian Standards.
- It is the responsibility of the installer to ensure jambs are plumb and sill and heads are level to ensure square and free of twists or sag so joinery operates correctly.
- Protect the joinery if brickwork or rendering is being built around the frames.
- All external doors require three 100mm hinges per leaf.
- Double hung windows which have been factory hung, may need minor adjustment after the initial settling in period. This is the responsibility of the purchaser however can be carried out by Finlayson’s for a nominal charge.



- Un-primed Joinery is supplied factory sanded with the final sanding and arising the responsibility of the purchaser/painter.
- When hanging joinery please allow sufficient clearance for 3 - 4 coats of paint to eliminate any binding.
- Joinery should be painted on a regular basis - some areas of your house may require more frequent painting and maintenance than others.
- Regular maintenance is required for all hardware, even stainless steel as they are moving parts. In most environments maintenance is recommended every 6 months and every 3 months in marine or industrial environments.
- The use of paint coatings in dark tones is not recommended for high sunlit areas and will void guarantee, as unreflected heat may cause distortion due to uneven drying.

- Installation where large differences in temperature can exist on each side of joinery items should be avoided. For example, an external west facing wall with air conditioning inside.

Please remember timber is a natural product and changes in climatic conditions will cause slight movements in joinery components. This is not considered a defect.





Finlayson's
envirowood

Your peace of mind door
and window solution.

Proudly associated with



For more information visit Finlayson's at

135 Wellington Road East Brisbane Queensland 4169

Phone 07 3393 0588 Email info@finlayson.com.au

finlayson.com.au